


Product Code	Description
EB4202QP-A12B	3.3V - 24V DC 2 Gang Soft Touch Switch with indicator



EB4202QP-A12B-SBL



Product back view (for ref.)

## Technical Specification

### Switch:

- Rated Voltage:  $\leq 24\text{VDC}$
- Rated Current:  $< 25\text{mA}$

### LED Indicator:

- Voltage:  $3.3\text{VDC} - 24\text{VDC}^*$
- Current:  $< 5\text{mA}$


### \*Customer to specify:



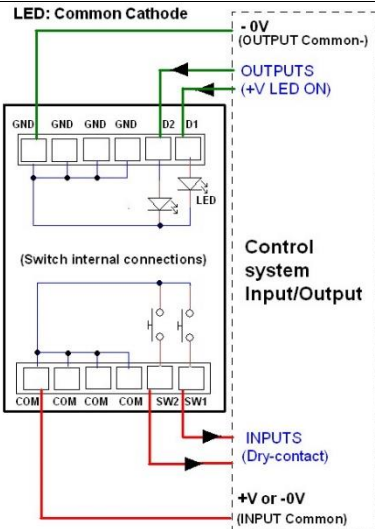
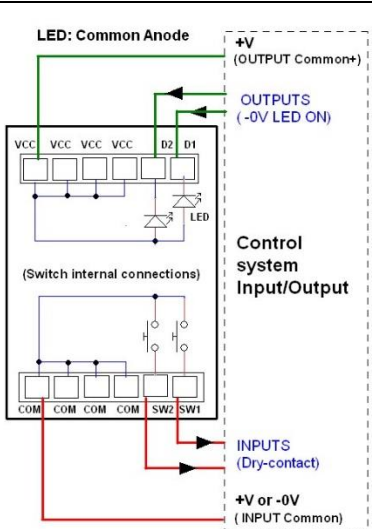
- LED indicator wiring, voltage, colour  
Example: EB4202QP-**A12B** - Common Cathode (refer to wiring method), LED 12VDC, Blue LED
- Lettering/graphics engraved on switch rockers

- Termination: Push-in type
- Recommended wire-size:  $0.25\text{ mm}^2 - 1.5\text{ mm}^2$
- Dimensions:  $86 \times 86 \times 10\text{mm}$  (WxHxD)
- Mounting box:  $> 25\text{mm}$  depth
  - R1150, flush mounting, plastic ( $80 \times 80 \times 48.4\text{mm}$ ) (WxHxD)
  - M1247, flush mounting, metal ( $79 \times 73 \times 47\text{mm}$ ) (WxHxD)

## Switch order code:

E	B	4	2	0	2	Q	P	-	b	b	b	b	-	c	c	c
---	---	---	---	---	---	---	---	---	---	---	---	---	---	---	---	---





<b>EB4202QP</b> (2-gang, Customised signage)	
--	---

Wiring method	
A	B
LED: Common Cathode, Switch: Dry-contact	LED: Common Anode, Switch: Dry-contact
	
	

LED Colour *	
B	Blue
G	Green
R	Red
E	Red/Green

LED Voltage*	
1	3.3VDC
12	12VDC
24	24VDC

**Note:** D1,SW1- located at bottom (viewing from front of switch).

Product Code	Colour
EB4202QP-A12B	 White
EB4202QP-A12B -SBL	 Matt Black (SBL)
EB4202QP-A12B -MSB	 Matt Silver Black (MSB)
EB4202QP-A12B -MSL	 Matt Silver (MSL)

\*Other LED voltage, LED colour, and rocker colour, please contact T&J Sales representative